

# Ipex profiles

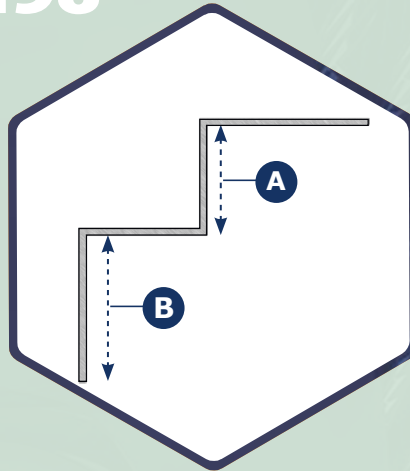
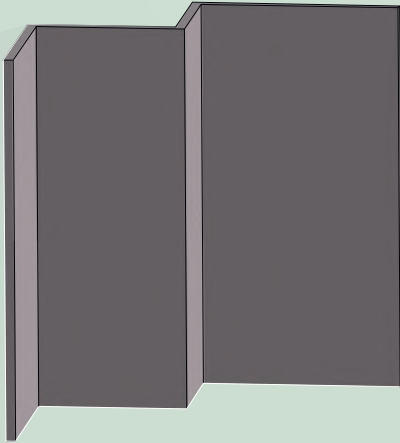
Discover our aluminium inner corner profiles, specially designed for facade construction. With the ability to supply them in any colour, they offer both functionality and aesthetics for your project.

Choose versatility and style in one.

## Internal corner profile

Aluminium

# 0198



**Material:**

- Aluminium


**Surface finish:**

- Plain  
- Powdercoat

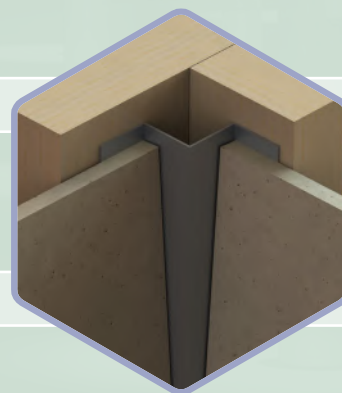


| Powder coating of this profile is possible in all colours. |

A (MM)	B (MM)	THICKNESS (MM)	LENGTH (MM)
20	35	1,1	3000
25	35	1,1	3000
30	35	1,1	3000



| APPLICATION |



| APPLICATION |

